

ZELIOX CUSTOM/PLUS connection diagram

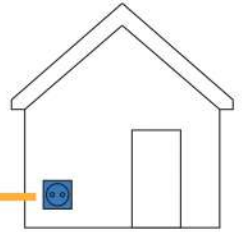
OUTSIDE VEHICLE



PV solar panel

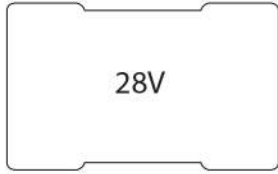


Device 230V



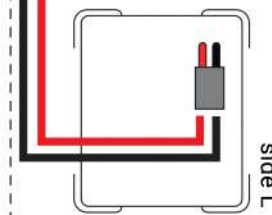
230V wall outlet

INSIDE CARGO COMPARTMENT

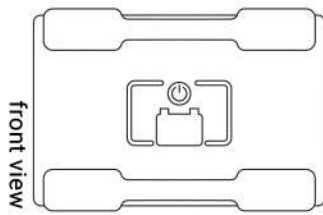


28V

Zeliox Battery Pack

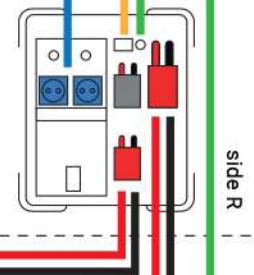


side L



front view

Zeliox Custom



side R

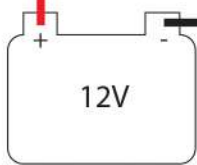
230V

DEFA of CEE 230V

230V

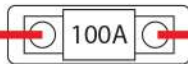
SIDE VEHICLE

INSIDE ENGINE COMPARTMENT

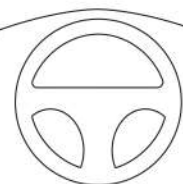


12V

vehicle battery



fuse 100A



Ⓞ

switch dashboard (optional)

yellow cable
Idle mode / Engine running signal / D+

DASHBOARD VEHICLE